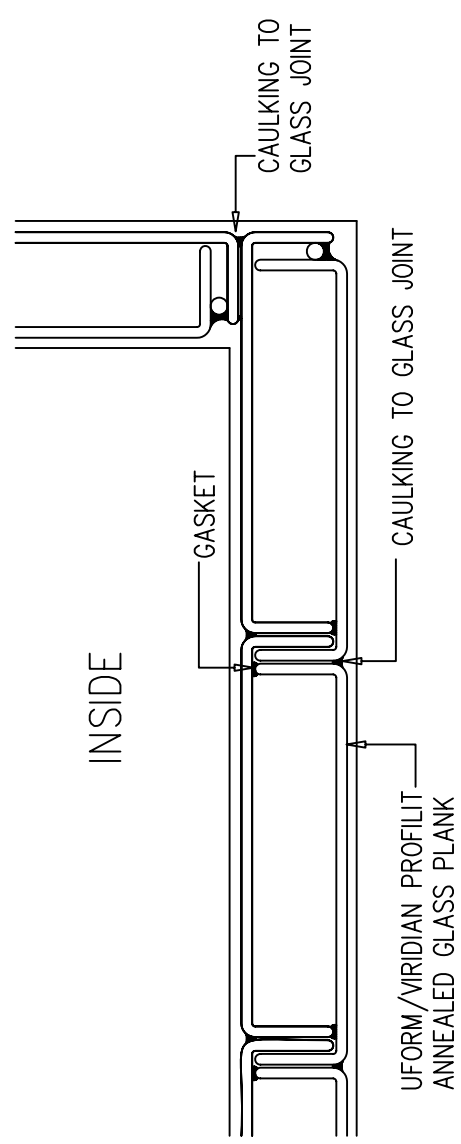
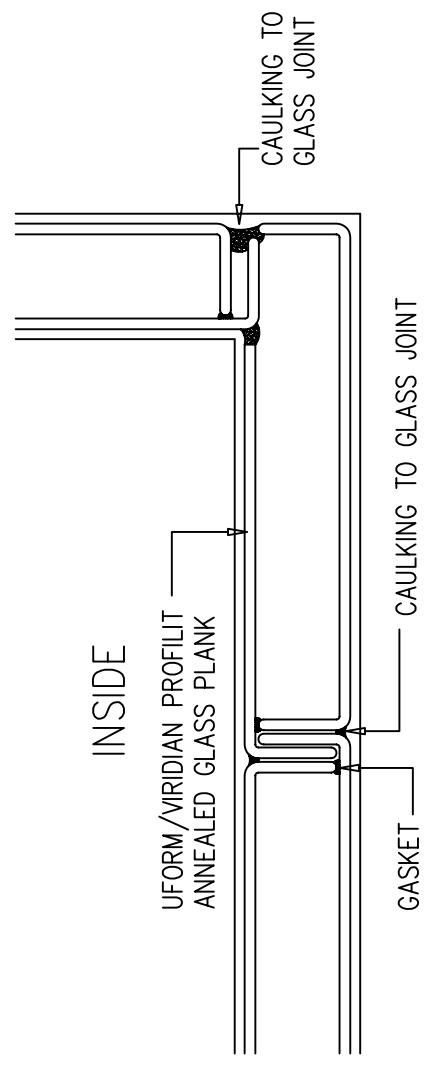


DETAIL 1  
 PROFILIT JAMB DETAIL -- TO  
 CONCRETE PANEL



DETAIL 2  
 ALL GLASS CORNER

**OR**



DETAIL 2  
 ALL GLASS CORNER

**NOTE: ALL GLASS  
 CORNER DETAILS TO BE  
 DETERMINED ON SITE**

Rev	Date	By	Revisions
-	-	-	-
-	-	-	-
-	-	-	-
-	-	-	-
-	-	-	-

52 KILBY ROAD, KEW EAST  
 Phone: (03) 9859 7511  
 Fax: (03) 9859 7522

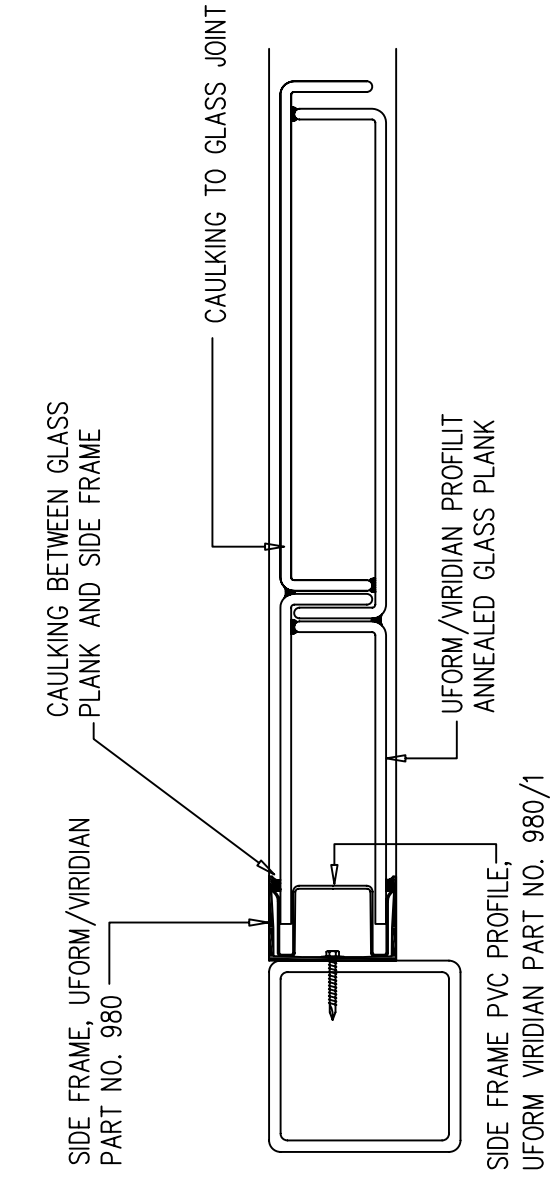
Australia wide provider of Profilit™

Project	STANDARD DETAILS
Title	PROFILIT JAMB & CORNER DETAILS

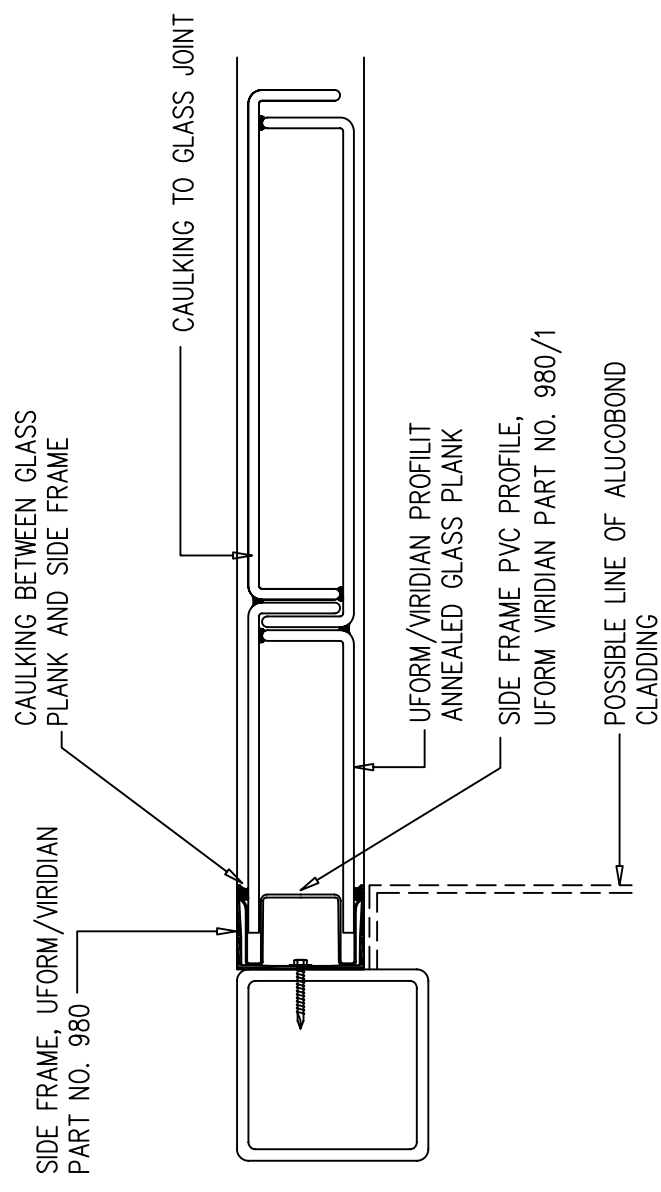
Builder	-
Architect	STANDARD DETAILS

Material	PILKINGTON PROFILIT K32/60/7
Colour	-

Job No.	K32/10/01	Scale	1:5 @ A3
Drawn	-	Tolerance	3 MM
Date	12-03-2010	Revision	-
Drawing No. / Panel No.	SK. 9		



DETAIL 3  
PROFILIT JAMB DETAIL -- TO COLUMN



DETAIL 4  
PROFILIT JAMB DETAIL -- TO COLUMN  
(WITH ALUCOBOND)

Rev	Date	By	Revisions
-	-	-	-
-	-	-	-
-	-	-	-
-	-	-	-
-	-	-	-
-	-	-	-

52 KILBY ROAD, KEW EAST  
Phone: (03) 9859 7511  
Fax: (03) 9859 7522

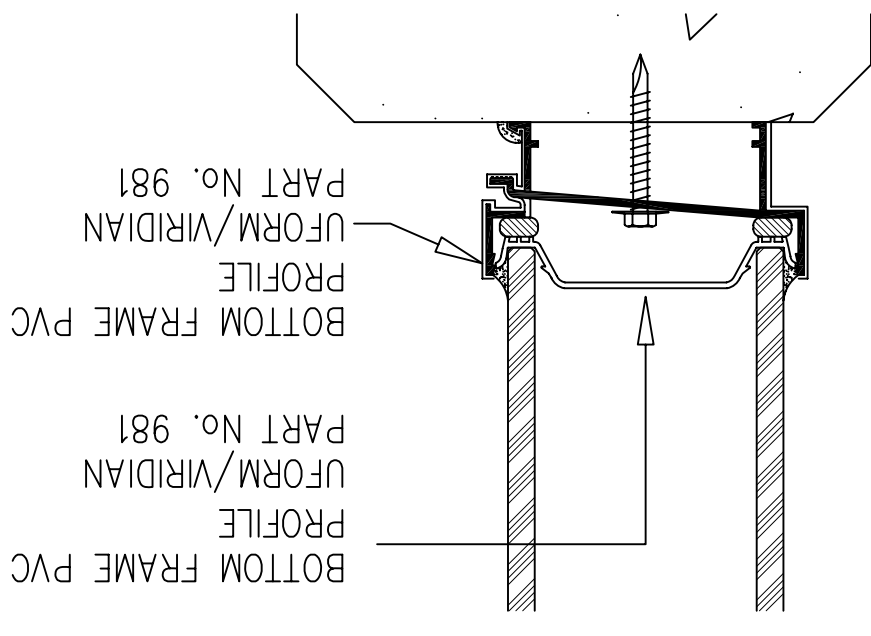
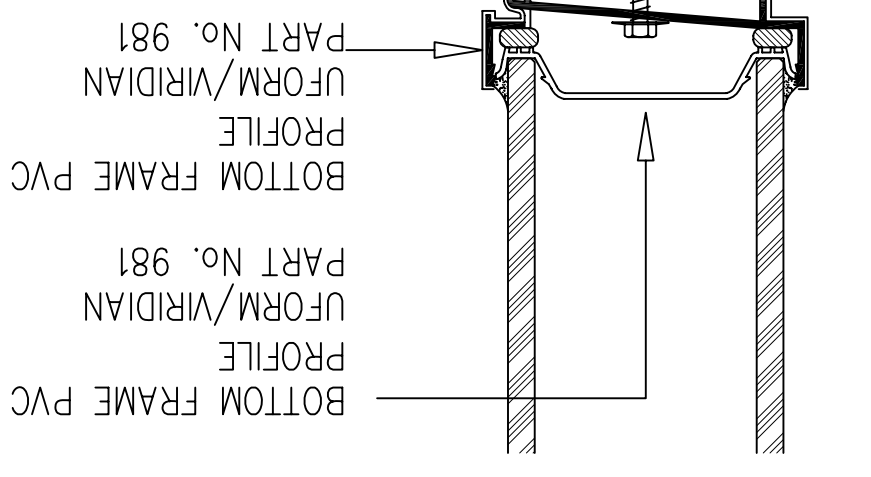
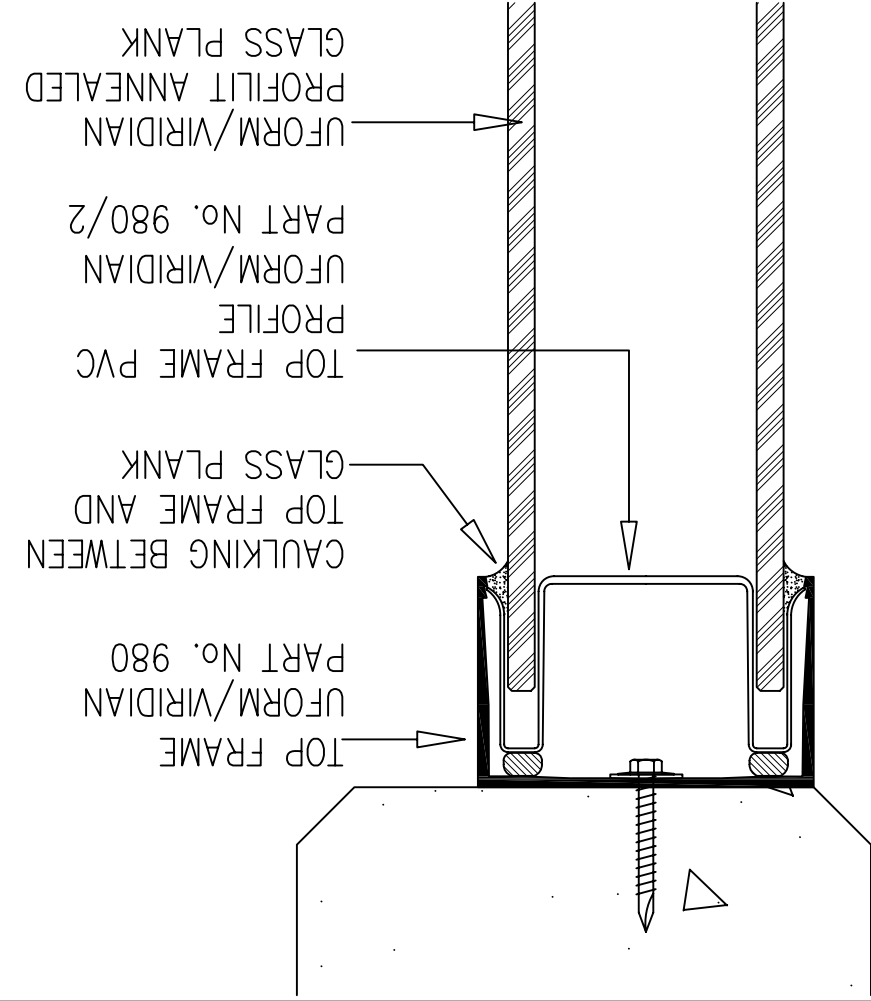
Australia wide provider of Profilitt™

Project	STANDARD DETAILS
Title	PROFILIT JAMB DETAILS

Builder	-
Architect	STANDARD DETAILS

Material	PILKINGTON PROFILIT K32/60/7
Colour	-

Job No.	K32/10/01	Scale	1:5 @ A3
Drawn	-	Tolerance	3 MM
Drawn No. / Panel No.	- / SK. 10	Date	12-03-2010
			REVISION



DETAIL 5 AND DETAIL 8  
 PROFILIT HEAD DETAIL TO CONCRETE

DETAIL 7  
 PROFILIT HEAD & SILL DETAIL TO ANGLE

DETAIL 6  
 PROFILIT SILL DETAIL TO CONCRETE

Rev	Date	By	Revisions
-	-	-	-
-	-	-	-
-	-	-	-
-	-	-	-
-	-	-	-

**FORM**  
 GLASS WALLING SYSTEM  
 Australia wide provider of Profilit™  
 52 KILBY ROAD, KEW EAST  
 Phone: (03) 9859 7511  
 Fax: (03) 9859 7522

Project	STANDARD DETAILS
Title	PROFILIT HEAD & SILL DETAILS

Builder	-
Architect	STANDARD DETAILS

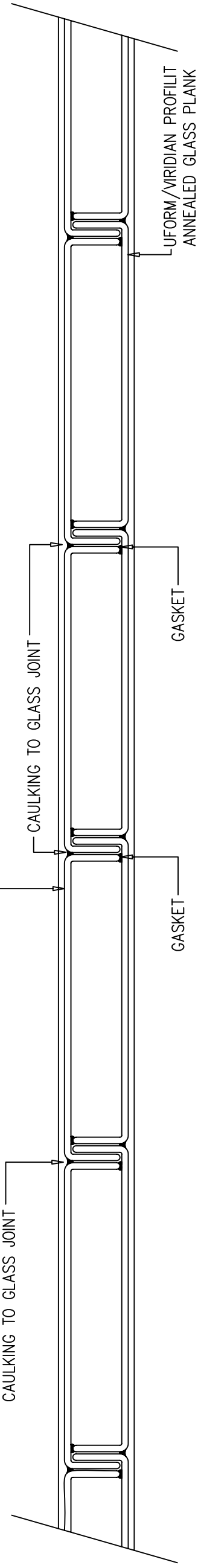
Material	PILKINGTON PROFILIT K32/60/7
Colour	-

Job No.	K32/10/01	Scale	1:2 @ A3
Drawn	-	Tolerance	3 MM
Drawing No. / Panel No.	SK. 11	Date	12-03-2010
		REVISION	

INSIDE

UFORM/VIRIDIAN PROFILIT  
ANNEALED GLASS PLANK

CAULKING TO GLASS JOINT



OUTSIDE

TYPICAL PROFILIT GLASS PLANK LAYOUT

Rev	Date	By	Revisions
-	-	-	-
-	-	-	-
-	-	-	-
-	-	-	-
-	-	-	-
-	-	-	-



**FORM**  
GLASS WALLING SYSTEM  
Australia wide provider of Profilit™

52 KILBY ROAD, KEW EAST  
Phone: (03) 9859 7511  
Fax: (03) 9859 7522

<b>Project</b>	STANDARD DETAILS
<b>Title</b>	TYPICAL PROFILIT GLASS PLANK LAYOUT

<b>Builder</b>	-
<b>Architect</b>	STANDARD DETAILS

<b>Material</b>	PILKINGTON PROFILIT K32/60/7
<b>Colour</b>	-

<b>Job No.</b>	K32/10/01	<b>Scale</b>	1:5 @ A3
<b>Drawn</b>	-	<b>Tolerance</b>	3 MM
<b>Date</b>	12-03-2010	<b>Revision</b>	
<b>Drawing No. / Panel No.</b>		SK. 12	